
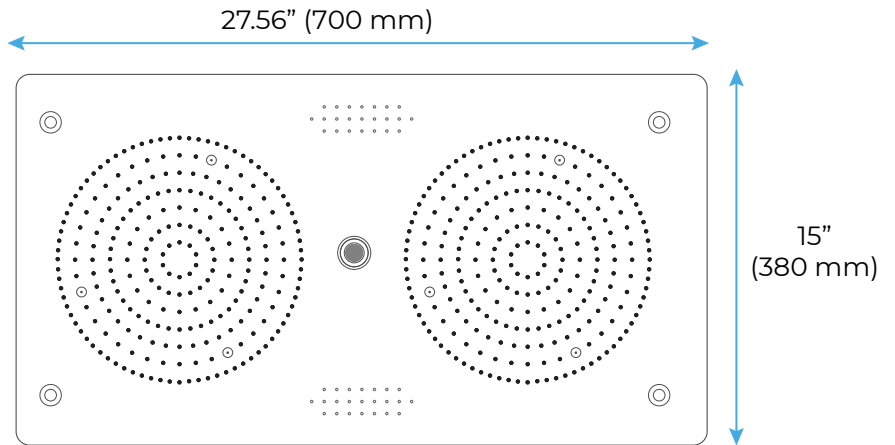


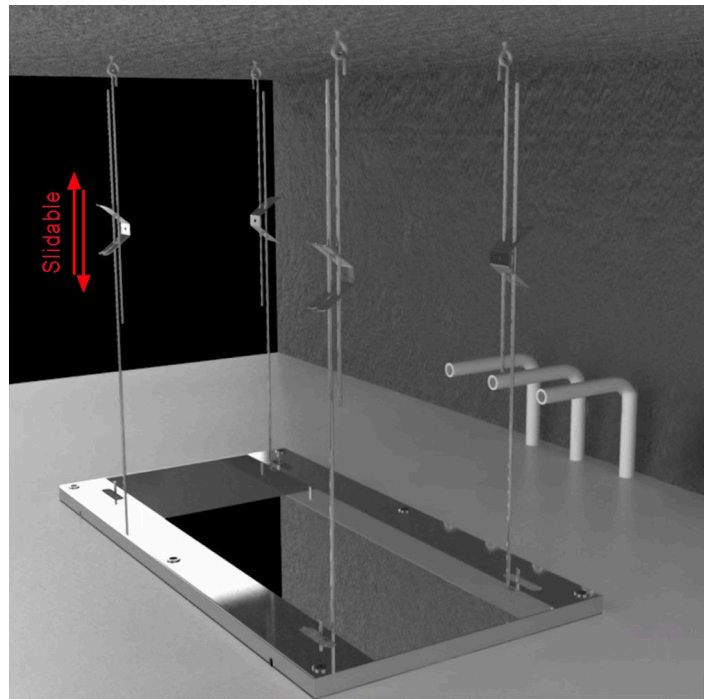
THERMOSTATIC MATTE BLACK RECESSED CEILING MOUNT LED RAINFALL SHOWER SYSTEM WITH SOUND SYSTEM AND HAND SHOWER SPECIFICATIONS



Shower Head



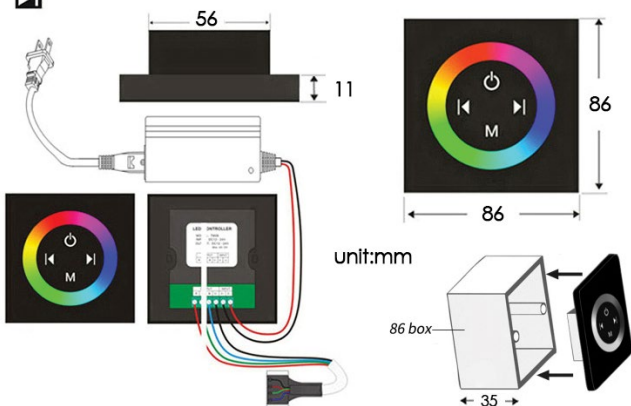
- Shower Head Functions: Rainfall, Bubble, Mist
- Shower Panel /Hose Material: 304 Stainless Steel
- Showerheads Install: Embedded Ceiling Mounted
- Concealed Mixer Install: Wall-Mounted
- Shower Accessories Material: Brass
- LED Light: Need to Connect Power
- Shower Hose Length: 1.5M
- Power: 100V~240V Alternating Current (AC)
- LED Colors: 7 Colors
- Water Flow: 16L/min~28L/min
- Music: Need Bluetooth



Product shown is only for installation display purpose

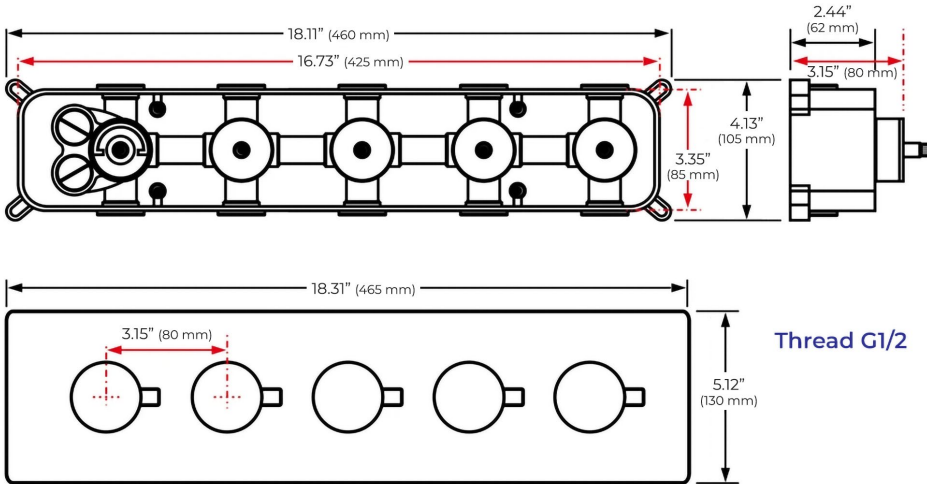
Touch Panel Control

- Turn On/Off Control
- MANUAL MODE**
Total 64 colors
- Auto mode setting
- AUTO MODE**
Total 11 Auto mode
- Set the speed of color change, fast/slow




All dimensions and specifications are nominal and may vary. Use actual products for accuracy in critical situations.

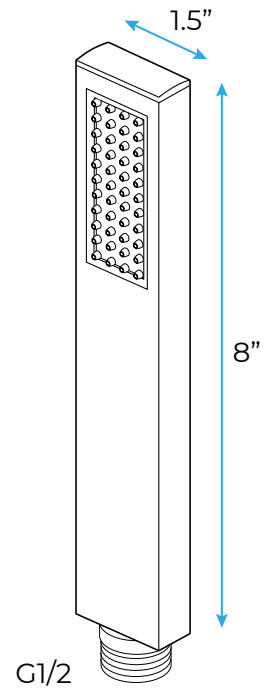
Shower Mixer



All Function can be used at the same time.



Hand Shower



Flow Rate: 2.0 GPM / 7.6 LPM

Shower Mixer Connections

